

## About Precision Opportunities Fund Ltd

Precision Opportunities Fund Ltd ("POF") is an unlisted investment company that invests primarily in small to medium capitalisation companies. Most of these investments will have a connection to Western Australia.

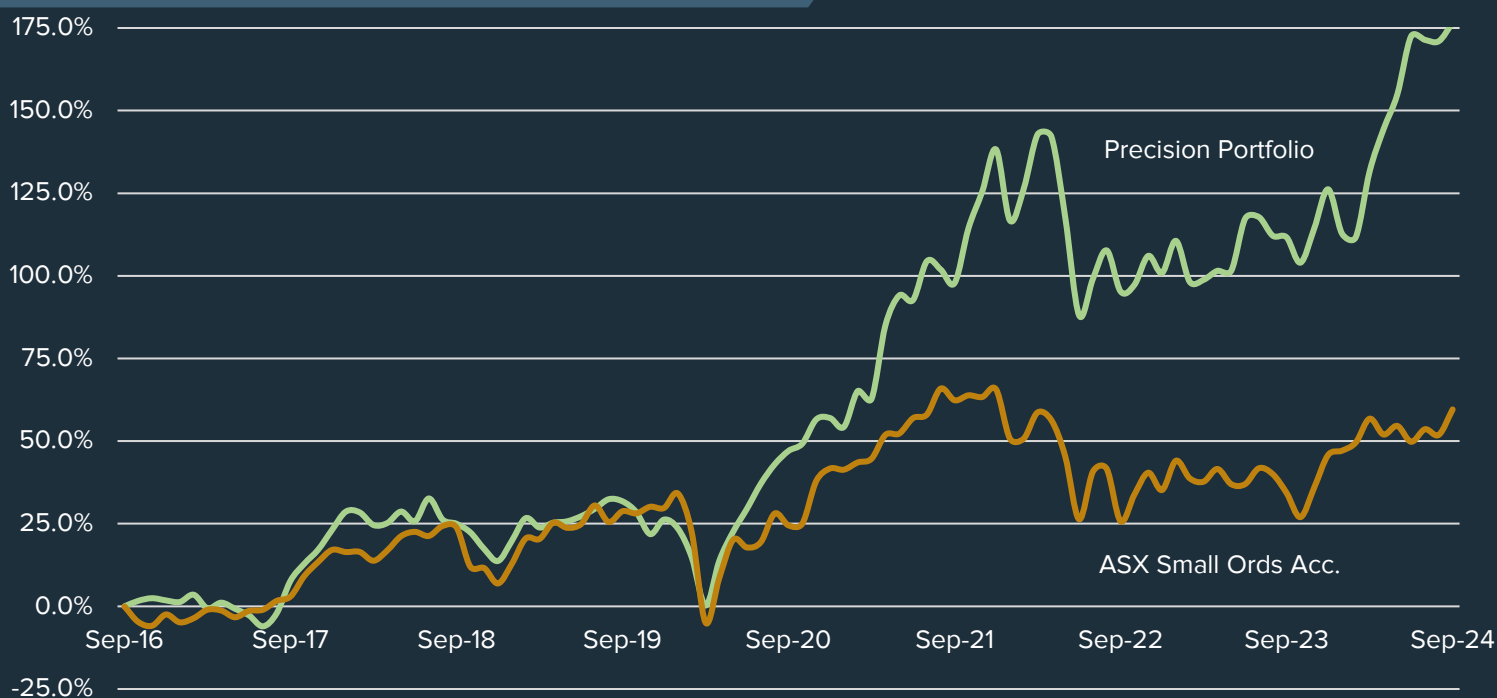
The investment manager for POF is Precision Funds Management Pty Ltd ("PFM"). PFM is a specialist, independent investment manager. All PFM's principals have in excess of twenty years' experience in the small and mid-cap sectors of the ASX.

The PFM principals are all significant investors in the fund, contributing in excess of A\$9m between them, thereby aligning their interests with all shareholders of POF.

Inception Date	October 2016
Average portfolio return	14% per annum
Fund Size	\$105m
NTA Before Tax*	46.5c per share
NTA After Tax*	41.2c per share
Dividend per Share	1.4c fully franked
Gross dividend yield	5%

\*numbers quoted for August are ex-dividend

## Portfolio Performance^ (after fees and expenses)



## Management Team




**Tony Kenny**

+ 61 407 192 758  
tkenny@precisionfm.com.au



**Tim Weir**

+ 61 407 089 773  
tweir@precisionfm.com.au




**Jess Ridley**

+ 61 401 457 205  
jridley@precisionfm.com.au



**Andy Clayton**

+ 61 438 953 832  
aclayton@precisionfm.com.au

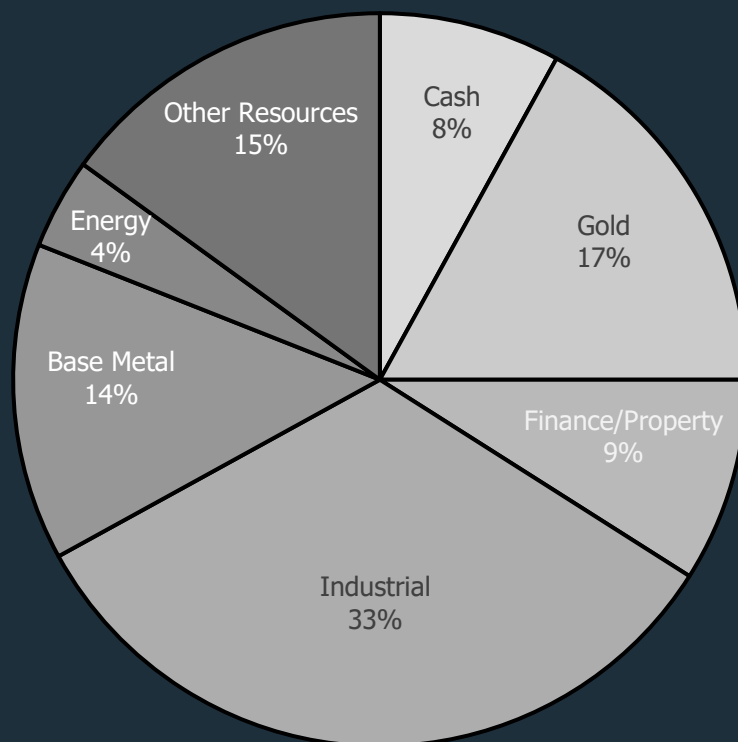


**Dermot Woods**

+ 61 407 786 273  
dwoods@precisionfm.com.au

## Portfolio Holdings

Company	Portfolio %
SRG Global	8%
Firefly Metals	6%
Perseus Mining	6%
Spartan Resources	5%
Encounter Resources	5%
Austin Engineering	5%
Cedar Woods Properties	5%
Macmahon Holdings Ltd	5%
Emeco Holdings	4%
Dimerix	4%
Other	39%
Cash	8%



## Portfolio Performance

	Month	1 Year	3 Years (p.a.)	5 Years (p.a.)	Since Inception <sup>^</sup> (total)
<b>Precision Portfolio (After all fees &amp; expenses)</b>	<b>1.9%</b>	<b>30.5%</b>	<b>11.8%</b>	<b>16.0%</b>	<b>177%</b>
S&P/ASX Small Ordinaries Accumulation Index (XSOAI)	5.1%	18.8%	-0.6%	4.4%	60%
Cash Return, 3-month Bank Bill Swap Rate	0.4%	4.5%	3.0%	1.9%	16%

<sup>^</sup>Inception 1<sup>st</sup> October 2016. Past performance is not a reliable indicator of future performance. Portfolio Performance is pre-tax portfolio return (after all fees and expenses) and assumes dividend reinvestment. S&P/ASX Small Ordinaries Accumulation Index is included for comparison purposes only.

## Shareholder Communications

Register to receive our monthly updates via our website [www.precisionfm.com.au](http://www.precisionfm.com.au) or email Jess [jridley@precisionfm.com.au](mailto:jridley@precisionfm.com.au)

Follow us on LinkedIn



Website: [www.precisionfm.com.au](http://www.precisionfm.com.au)