

## About Precision Opportunities Fund Ltd

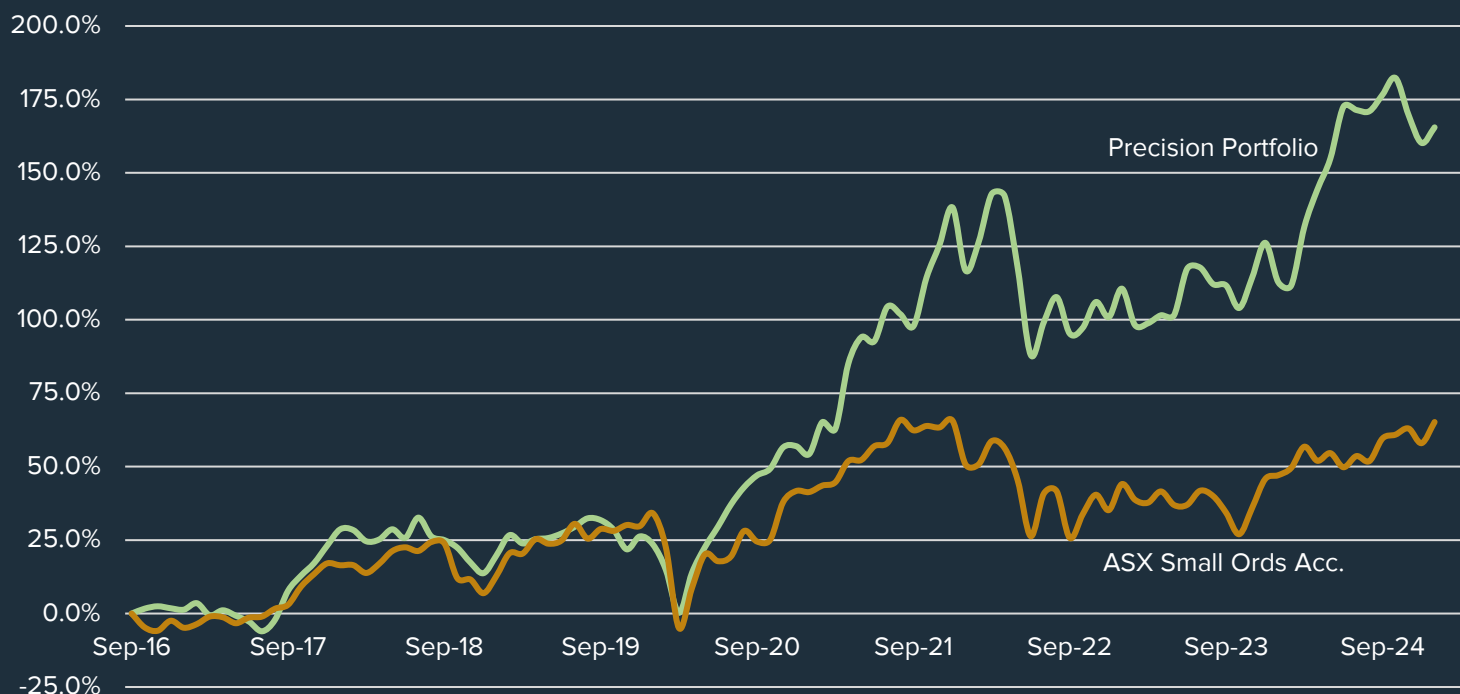
Precision Opportunities Fund Ltd ("POF") is an unlisted investment company that invests primarily in small to medium capitalisation companies. Most of these investments will have a connection to Western Australia.

The investment manager for POF is Precision Funds Management Pty Ltd ("PFM"). PFM is a specialist, independent investment manager. All PFM's principals have in excess of twenty years' experience in the small and mid-cap sectors of the ASX.

The PFM principals are all significant investors in the fund, contributing in excess of A\$9m between them, thereby aligning their interests with all shareholders of POF.

Inception Date	October 2016
Average portfolio return	12% per annum
Fund Size	\$98.5m
NTA Before Tax*	43.5c per share
NTA After Tax*	39.8c per share
Dividend per Share	1.4c fully franked
Gross dividend yield	5%

## Portfolio Performance^ (after fees and expenses)



## Management Team




**Tony Kenny**

+ 61 407 192 758  
tkenny@precisionfm.com.au



**Tim Weir**

+ 61 407 089 773  
tweir@precisionfm.com.au




**Jess Ridley**

+ 61 401 457 205  
jridley@precisionfm.com.au



**Andy Clayton**

+ 61 438 953 832  
aclayton@precisionfm.com.au

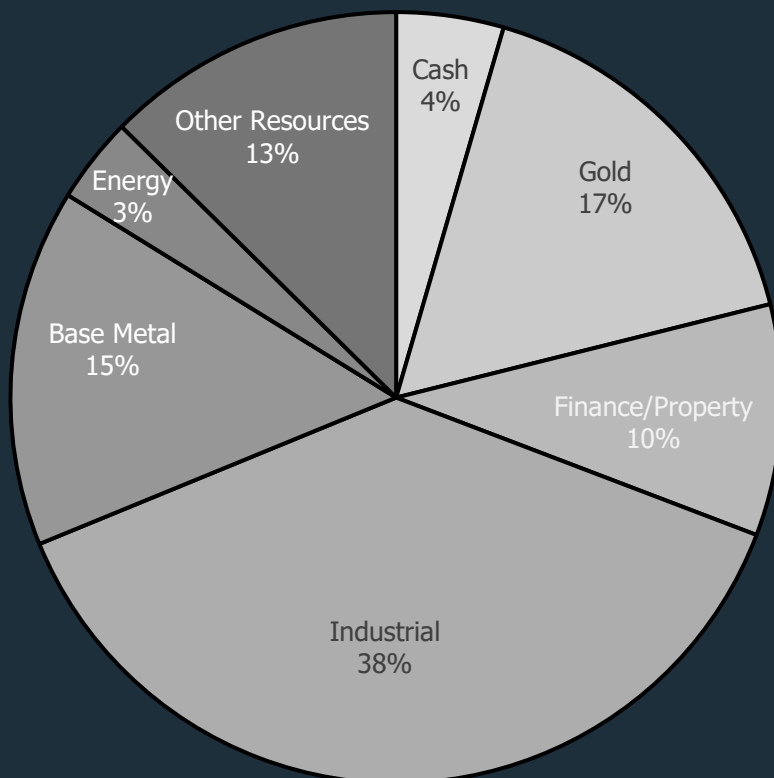


**Dermot Woods**

+ 61 407 786 273  
dwoods@precisionfm.com.au

## Portfolio Holdings

Company	Portfolio %
SRG Global	10%
Perseus Mining	6%
Emeco Holdings	6%
Macmahon Holdings	6%
Spartan Resources	5%
Cedar Woods Properties	5%
Austin Engineering	5%
Dimerix	5%
Whitehaven Coal	5%
Firefly Metals	5%
Other	38%
Cash	3%



## Portfolio Performance

	Month	1 Year	3 Years (p.a.)	5 Years (p.a.)	Since Inception <sup>^</sup> (total)
<b>Precision Portfolio (After all fees &amp; expenses)</b>	<b>2.1%</b>	<b>24.7%</b>	<b>7.0%</b>	<b>16.5%</b>	<b>166%</b>
S&P/ASX Small Ordinaries Accumulation Index (XSOAI)	4.6%	12.3%	3.1%	4.3%	65%
Cash Return, 3-month Bank Bill Swap Rate	0.4%	4.5%	3.5%	2.1%	17%

<sup>^</sup>Inception 1<sup>st</sup> October 2016. Past performance is not a reliable indicator of future performance. Portfolio Performance is pre-tax portfolio return (after all fees and expenses) and assumes dividend reinvestment. S&P/ASX Small Ordinaries Accumulation Index is included for comparison purposes only.

## Shareholder Communications

Register to receive our monthly updates via our website [www.precisionfm.com.au](http://www.precisionfm.com.au) or email Jess [jridley@precisionfm.com.au](mailto:jridley@precisionfm.com.au)

Follow us on LinkedIn



Website: [www.precisionfm.com.au](http://www.precisionfm.com.au)