

About Precision Opportunities Fund Ltd

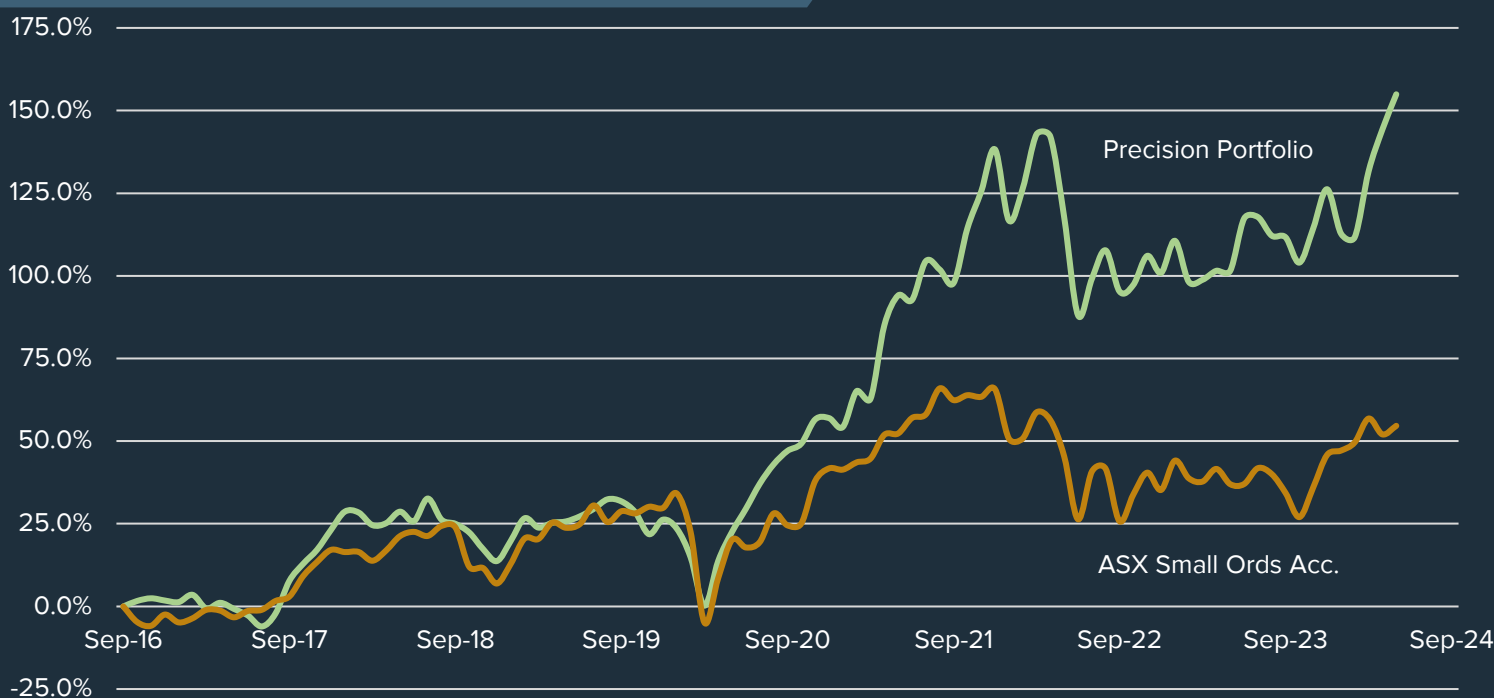
Precision Opportunities Fund Ltd ("POF") is an unlisted investment company that invests primarily in small to medium capitalisation companies. Most of these investments will have a connection to Western Australia.

The investment manager for POF is Precision Funds Management Pty Ltd ("PFM"). PFM is a specialist, independent investment manager. All PFM's principals have in excess of twenty years' experience in the small and mid-cap sectors of the ASX.

The PFM principals are all significant investors in the fund, contributing in excess of A\$9m between them, thereby aligning their interests with all shareholders of POF.

Inception Date	October 2016
Average portfolio return	13% per annum
Fund Size	\$98.7m
NTA Before Tax	44.3c per share
NTA After Tax	39.9c per share
Dividend per Share	1.25c fully franked
Gross dividend yield	4%

Portfolio Performance^ (after fees and expenses)



Management Team




Tony Kenny

+ 61 407 192 758
tkenny@precisionfm.com.au



Tim Weir

+ 61 407 089 773
tweir@precisionfm.com.au




Jess Ridley

+ 61 401 457 205
jridley@precisionfm.com.au



Andy Clayton

+ 61 438 953 832
aclayton@precisionfm.com.au

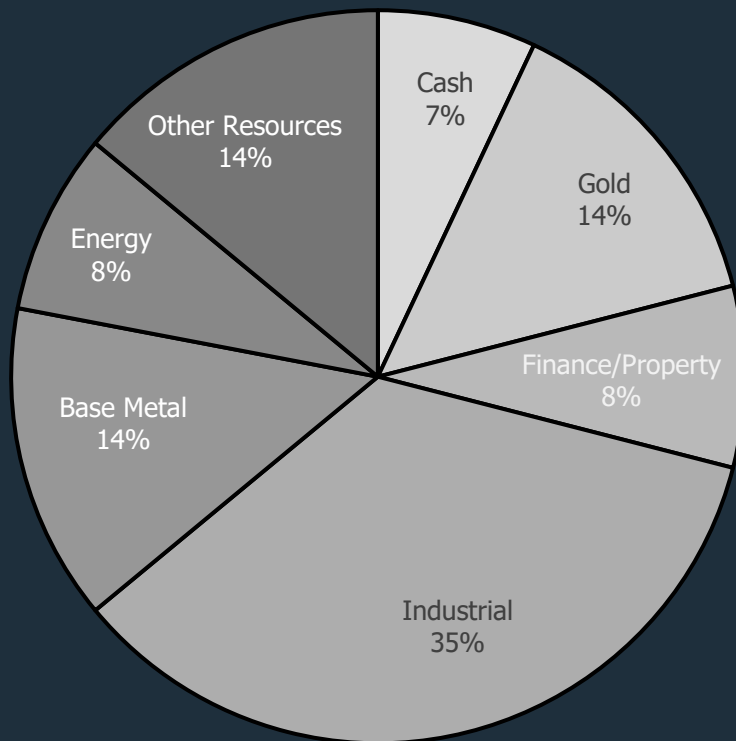


Dermot Woods

+ 61 407 786 273
dwoods@precisionfm.com.au

Portfolio Holdings

Company	Portfolio %
Spartan Resources	6%
SRG Global	6%
Perseus Mining	5%
Macmahon Holdings Ltd	5%
Austin Engineering	4%
Encounter Resources	4%
Mount Gibson	4%
Lotus Resources	4%
Cedar Woods Properties	4%
Emeco Holdings	4%
Other	47%
Cash	7%



Portfolio Performance

	Month	Quarter	FYTD	1 Year	3 Years (p.a.)	5 Years (p.a.)	Since inception (p.a.)	Since Inception ^ (total)
Precision Portfolio (After all fees & expenses)	4.4%	20.3%	17.4%	26.7%	9.6%	15.2%	13%	155%
S&P/ASX Small Ordinaries Accumulation Index (XSOAI)	0.0%	1.5%	10.9%	10.9%	-0.1%	4.2%	5.6%	52%
Cash Return, 3-month Bank Bill Swap Rate	0.4%	1.2%	4.0%	4.4%	2.5%	1.7%	1.7%	14%

^Inception 1st October 2016. Past performance is not a reliable indicator of future performance. Portfolio Performance is pre-tax portfolio return (after all fees and expenses) and assumes dividend reinvestment. S&P/ASX Small Ordinaries Accumulation Index is included for comparison purposes only.

Shareholder Communications

Register to receive our monthly updates via our website www.precisionfm.com.au or email Jess jridley@precisionfm.com.au

Follow us on LinkedIn 

Website: www.precisionfm.com.au