

COMPANY INFORMATION

| | |
|---------------------|--------------|
| Last NTA (31-10-17) | \$0.2194 |
| Shares on issue | 123,438,933 |
| Total Net Assets | \$27,081,535 |

Precision Opportunities Fund Ltd ("POF") is a boutique investment vehicle that identifies emerging opportunities and undervalued companies listed on the ASX and other recognised exchanges.

The investment focus of POF is predominantly in the small-mid cap sectors which are companies typically capitalised outside the ASX100. The Investment Manager may invest from time to time in unlisted opportunities that have a clear path to market or exit. Through its exposure to the Investment Manager's network and skill-set, POF intends to provide its Shareholders with access to opportunities not generally available to investors using traditional methods of equity investment.

For more information please refer to our website

www.precisionfm.com.au

For further information:

Tony Kenny, Executive Director

E: tkenny@precisionfm.com.au

Ph: 0407 192 758

Tim Weir, Executive Director

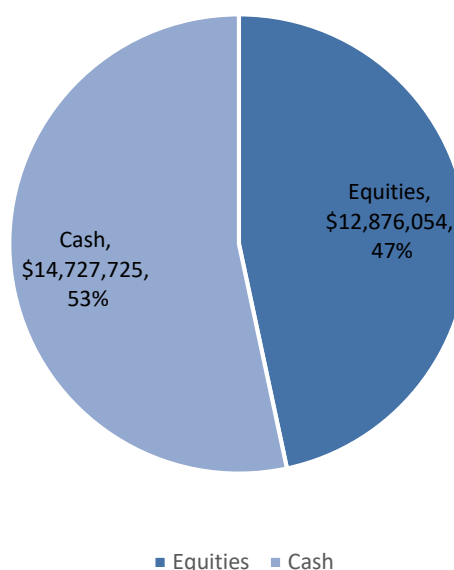
E: tweir@precisionfm.com.au

Ph: 0407 089 773

Net Tangible Assets

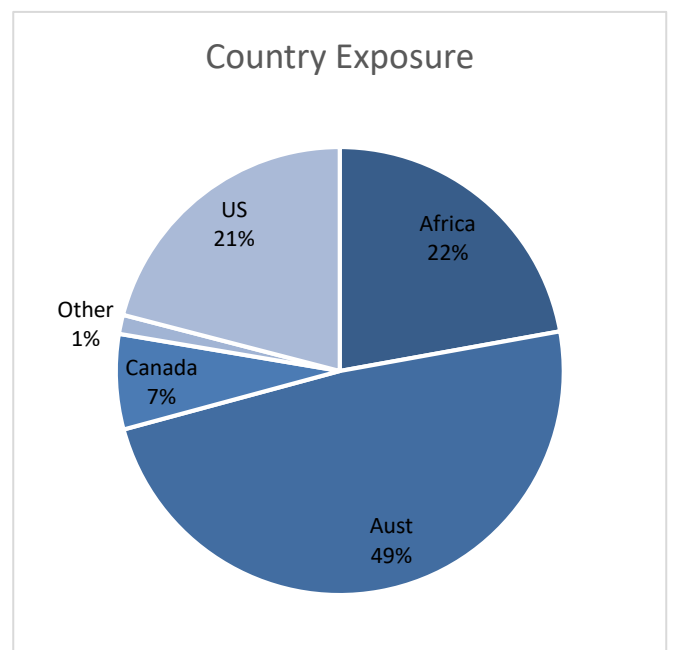
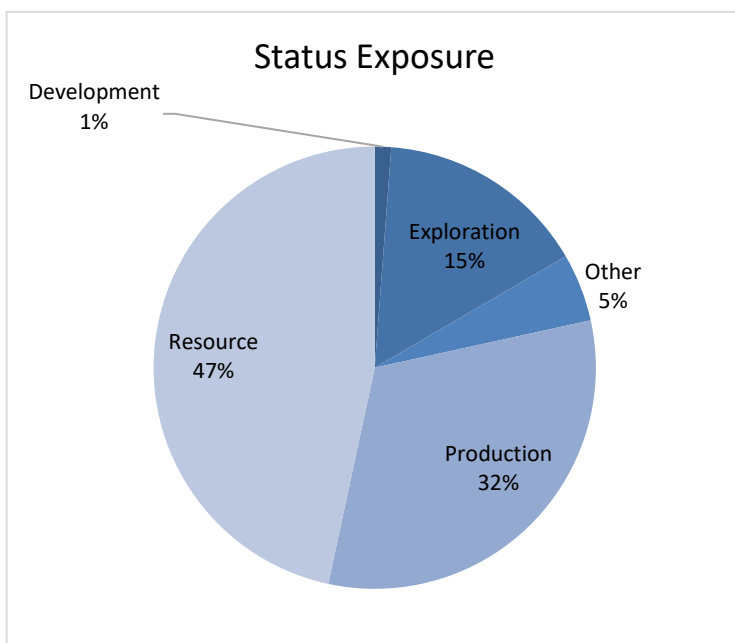
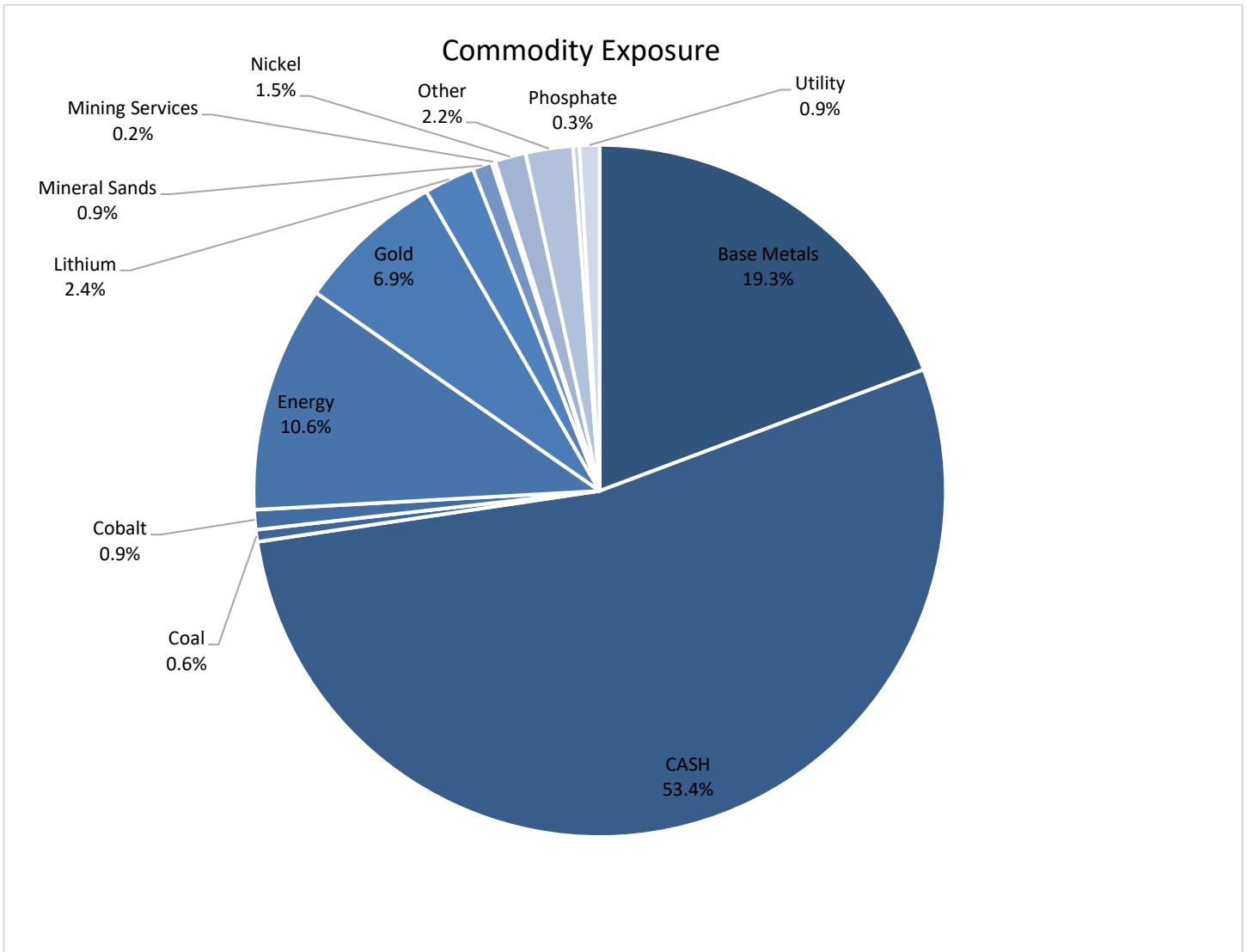
| Cents | September 2017 | October 2017 |
|---------------|----------------|--------------|
| NTA per share | 21.07c | 21.94c |

Net tangible assets of the company include allowance for tax assets and liabilities that may rise from both realised and unrealised gains and/or losses.

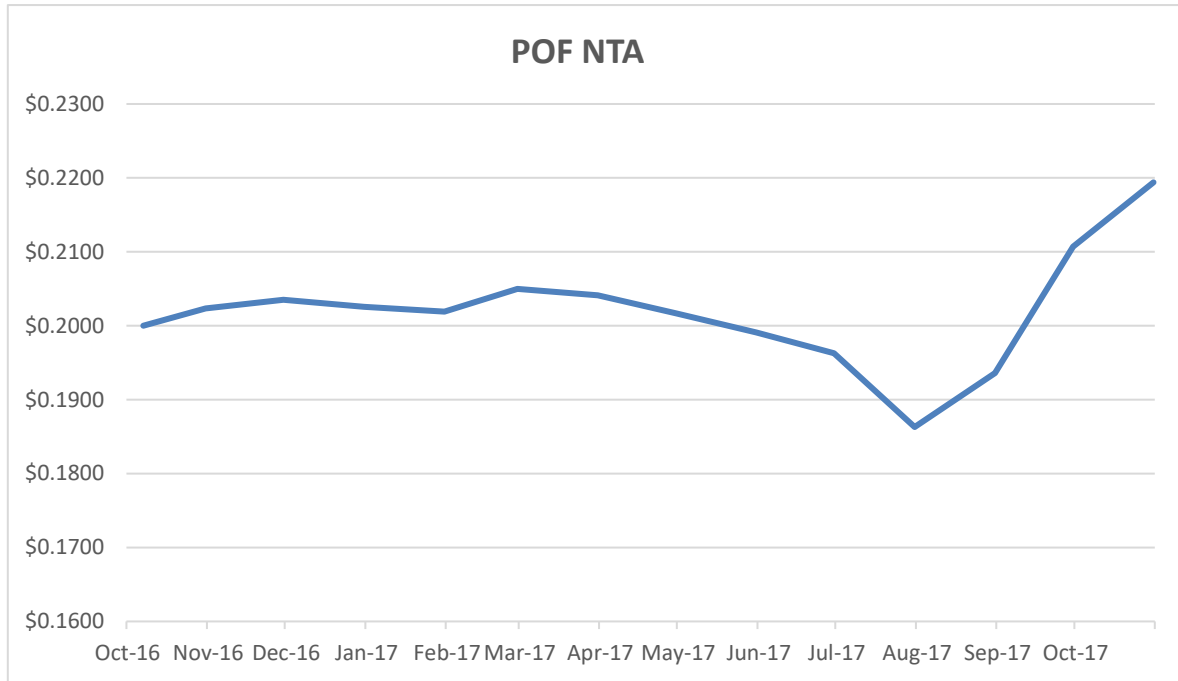
Portfolio Holdings**Portfolio Exposure****Portfolio holdings by top market value**

| | |
|-----------------------------------|--------|
| CASH | 53.4% |
| VENTUREX RESOURCES LIMITED FPO | 12.0% |
| AUSTRALIS OIL & GAS LIMITED FPO | 5.7% |
| WOODSIDE PETROLEUM LIMITED FPO | 3.3% |
| ORECORP LIMITED FPO | 2.1% |
| REGIS RESOURCES LIMITED FPO | 2.1% |
| ORION MINERALS NL FPO | 1.5% |
| TITAN MINERALS LIMITED FPO | 1.5% |
| INDEPENDENCE GROUP NL FPO | 1.5% |
| LAWSON GOLD LIMITED FPO | 1.3% |
| GALAXY RESOURCES LIMITED FPO | 1.2% |
| LIONTOWN RESOURCES LIMITED FPO | 1.1% |
| CARNARVON PETROLEUM LIMITED FPO | 1.1% |
| EGAN STREET RESOURCES LIMITED FPO | 1.0% |
| BHP BILLITON LIMITED FPO | 1.0% |
| OTHER | 10.2% |
| TOTAL | 100.0% |

Based on Fund valuation as at 31st October 2017



Portfolio Performance



Allocation of Funds

