

**COMPANY INFORMATION**

|                     |              |
|---------------------|--------------|
| Last NTA (30-11-19) | \$0.2287     |
| Shares on issue     | 138,676,452  |
| Total Net Assets    | \$31,716,657 |

Precision Opportunities Fund Ltd ("POF") is a boutique investment vehicle that identifies emerging opportunities and undervalued companies listed on the ASX and other recognised exchanges.

The investment focus of POF is predominantly in the small-mid cap sectors which are companies typically capitalised outside the ASX100. The Investment Manager may invest from time to time in unlisted opportunities that have a clear path to market or exit. Through its exposure to the Investment Manager's network and skill-set, POF intends to provide its Shareholders with access to opportunities not generally available to investors using traditional methods of equity investment.

For more information please refer to our website

[www.precisionfm.com.au](http://www.precisionfm.com.au)

For further information:

**Tony Kenny, Executive Director**

E: [tkenny@precisionfm.com.au](mailto:tkenny@precisionfm.com.au)

Ph: 0407 192 758


**Tim Weir, Executive Director**

E: [tweir@precisionfm.com.au](mailto:tweir@precisionfm.com.au)

Ph: 0407 089 773

**Net Tangible Assets**

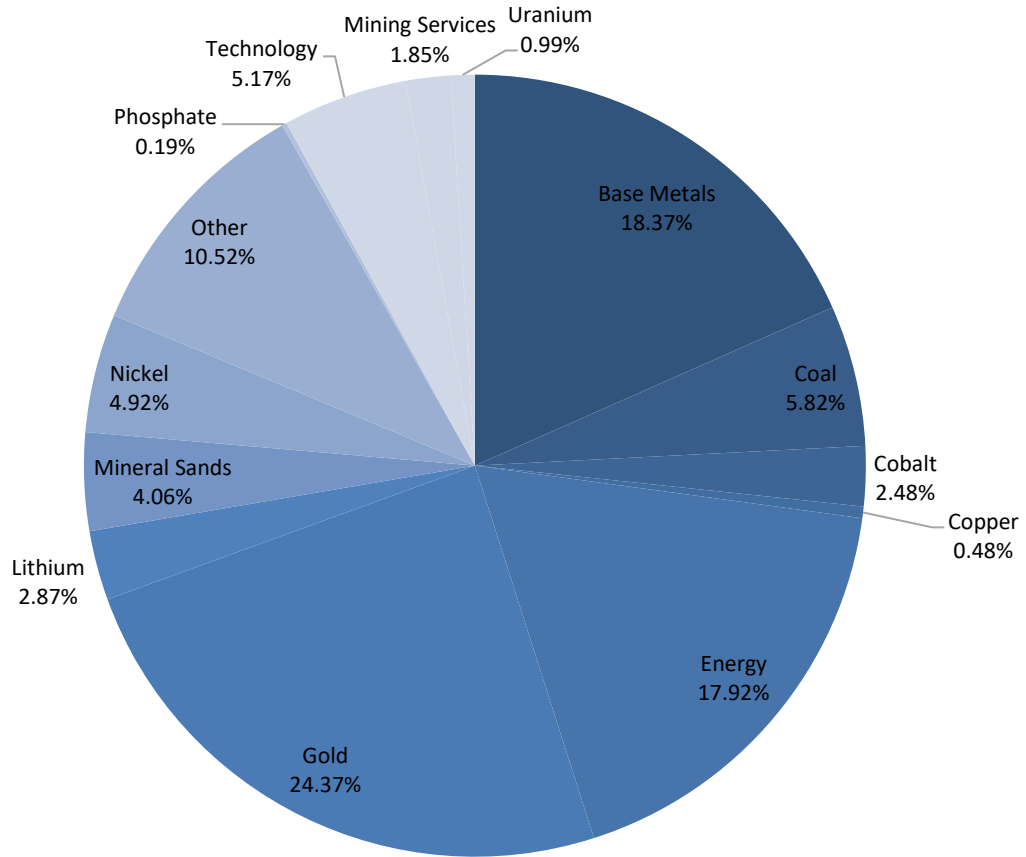
| November 2019 |          |
|---------------|----------|
| NTA per share | \$0.2287 |

**Portfolio Holdings****Portfolio Exposure****Portfolio holdings by top market value**

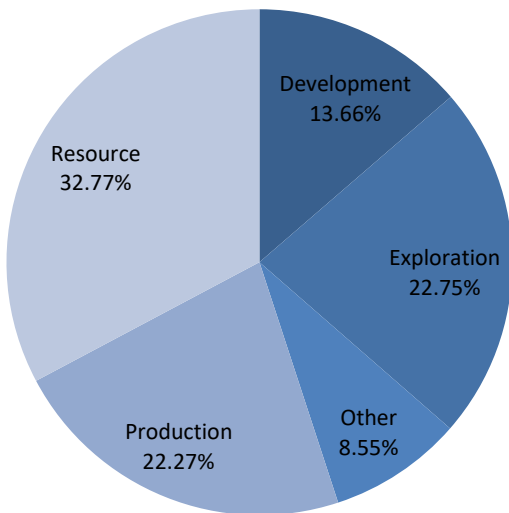
| ASSET                       | % PORTFOLIO    |
|-----------------------------|----------------|
| CARNARVON PETROLEUM LIMITED | 5.53%          |
| ORECORP LIMITED             | 5.29%          |
| CAPRICORN METALS LTD        | 5.11%          |
| PYC THERAPEUTICS LIMITED    | 4.62%          |
| VENTUREX RESOURCES LIMITED  | 4.50%          |
| ATRUM COAL LIMITED          | 3.71%          |
| AUSTRALIS OIL & GAS LIMITED | 3.61%          |
| HISEIS PTY LTD              | 3.13%          |
| KALBAR RESOURCES LTD        | 2.58%          |
| PERSEUS MINING LIMITED      | 1.98%          |
| MINCOR RESOURCES NL         | 1.85%          |
| GALAXY RESOURCES LIMITED    | 1.83%          |
| MATADOR MINING LIMITED      | 1.64%          |
| ORION MINERALS LTD          | 1.62%          |
| OTHER                       | 16.65%         |
| CASH                        | 36.34%         |
| <b>TOTAL</b>                | <b>100.00%</b> |

Based on Fund valuation as at 30<sup>th</sup> November 2019.

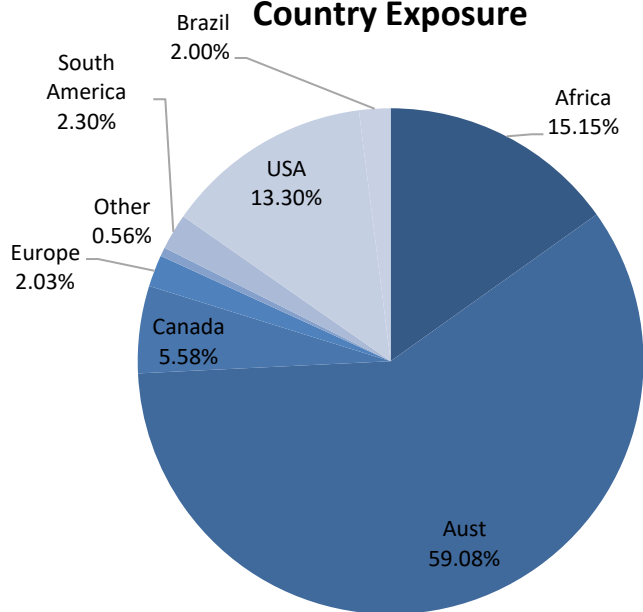
**Commodity Exposure**



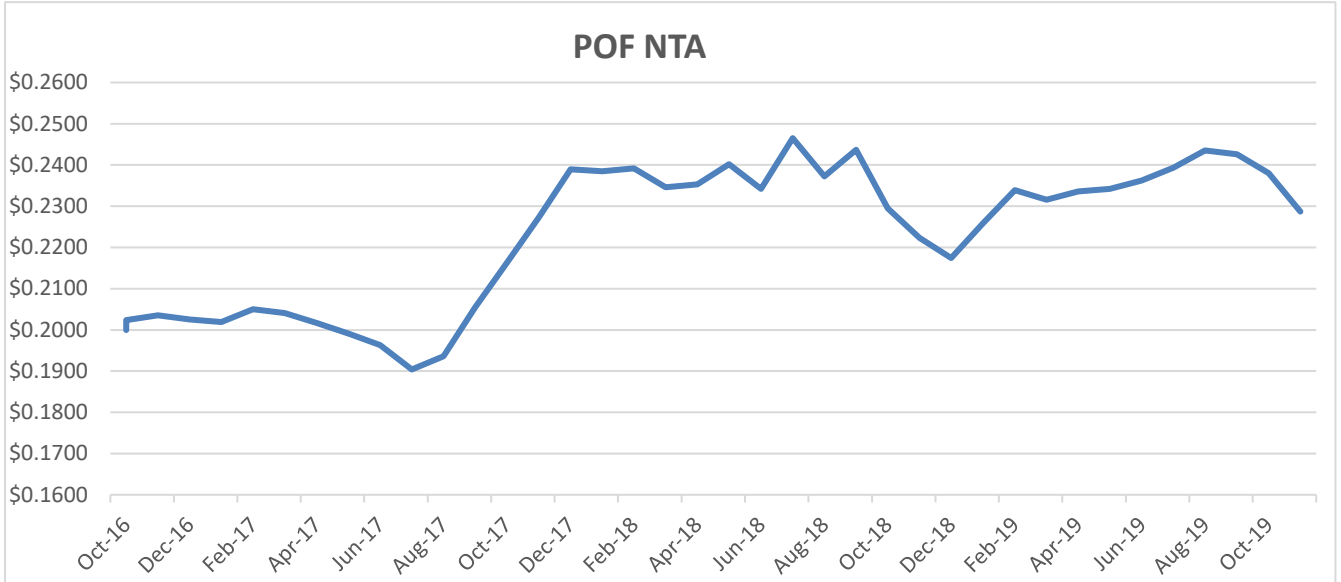
**Status Exposure**



**Country Exposure**



Portfolio Performance



Allocation of Funds

