

**COMPANY INFORMATION**

Last NTA (31-07-18)	\$0.2465
Shares on issue	128,979,981
Total Net Assets	\$31,782,083

Precision Opportunities Fund Ltd ("POF") is a boutique investment vehicle that identifies emerging opportunities and undervalued companies listed on the ASX and other recognised exchanges.

The investment focus of POF is predominantly in the small-mid cap sectors which are companies typically capitalised outside the ASX100. The Investment Manager may invest from time to time in unlisted opportunities that have a clear path to market or exit. Through its exposure to the Investment Manager's network and skill-set, POF intends to provide its Shareholders with access to opportunities not generally available to investors using traditional methods of equity investment.

For more information please refer to our website

[www.precisionfm.com.au](http://www.precisionfm.com.au)

For further information:

**Tony Kenny, Executive Director**

E: [tkenny@precisionfm.com.au](mailto:tkenny@precisionfm.com.au)

Ph: 0407 192 758

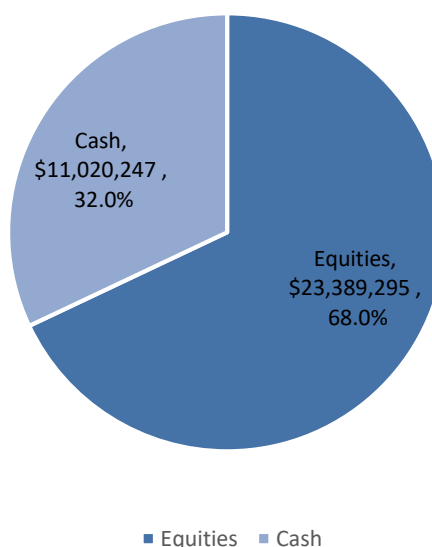
**Tim Weir, Executive Director**

E: [tweir@precisionfm.com.au](mailto:tweir@precisionfm.com.au)

Ph: 0407 089 773

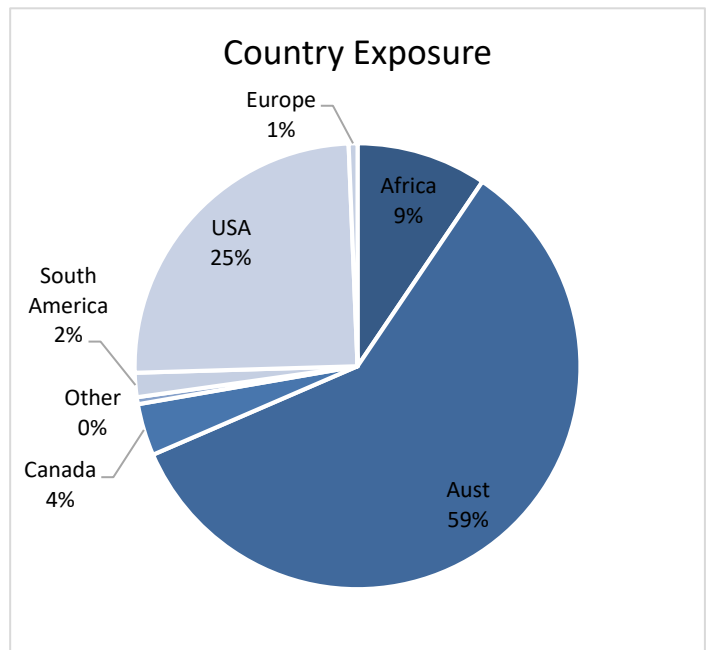
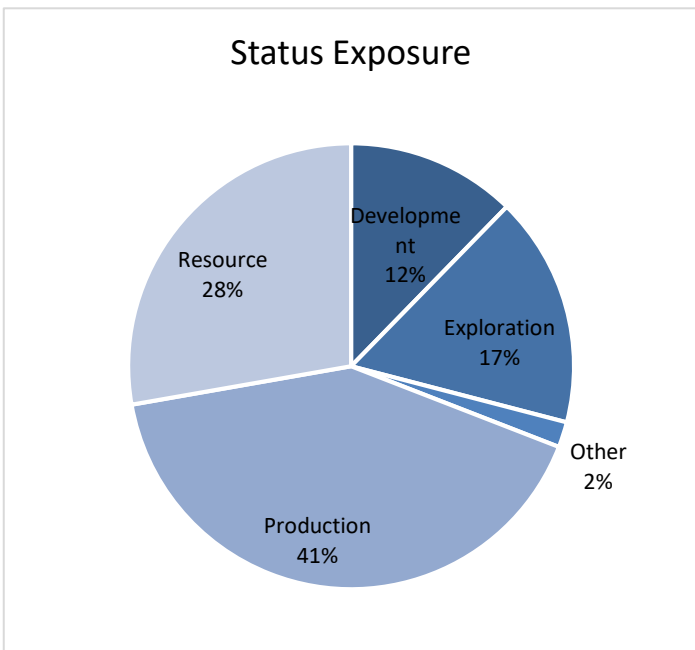
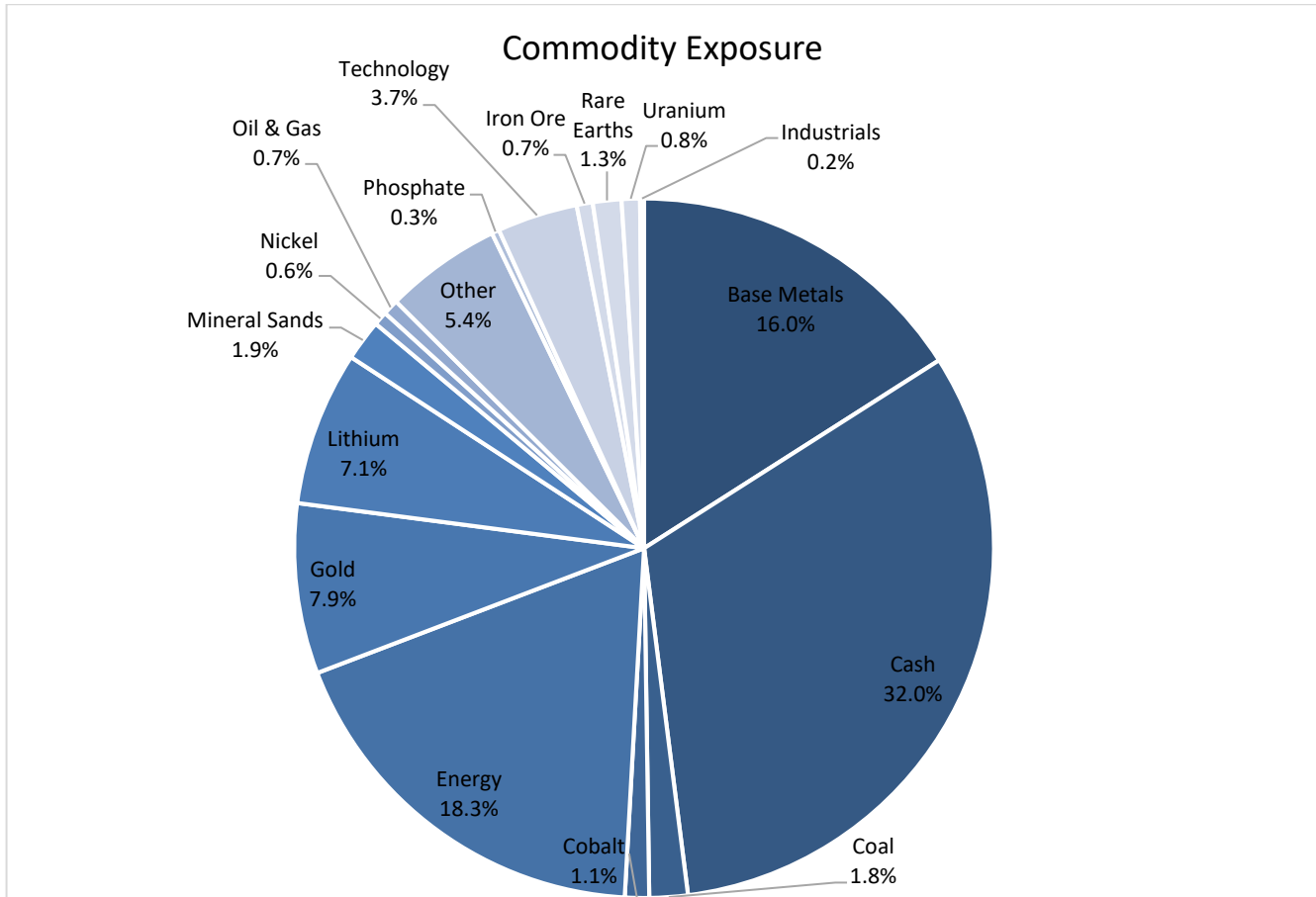
**Net Tangible Assets**

July 2018	
NTA per share	\$0.2465

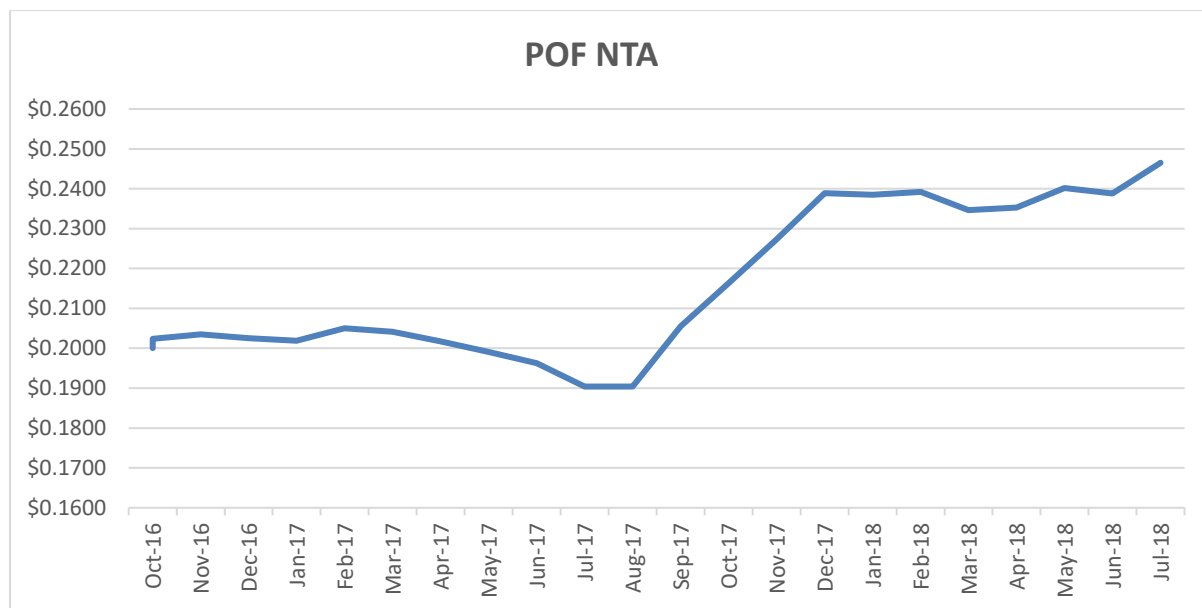
**Portfolio Holdings****Portfolio Exposure****Portfolio holdings by top market value**

ASSET	PORTFOLIO %
AUSTRALIS OIL & GAS LIMITED FPO	13.65%
VENTUREX RESOURCES LIMITED FPO	7.76%
CARNARVON PETROLEUM LIMITED FPO	4.32%
MINERAL RESOURCES LIMITED FPO	4.09%
GALAXY RESOURCES LIMITED FPO	3.31%
ORECORP LIMITED FPO	3.07%
HI SEIS PTY LTD	2.99%
ALLIANCE MINERAL ASSETS LTD CON NOTE	2.91%
CAPRICORN METALS LTD FPO	2.08%
TITAN MINERALS LIMITED FPO	1.89%
KALBAR RESOURCES LTD	1.89%
LYNAS CORPORATION LIMITED FPO	1.32%
INDEPENDENCE GROUP NL FPO	1.31%
SUNSTONE METALS LTD FPO	1.19%
GOLD ROAD RESOURCES LIMITED FPO	1.08%
PARINGA RESOURCES LIMITED FPO	1.07%
GATEWAY MINING LIMITED FPO	1.00%
OTHER	13.04%
CASH	32.03%
<b>TOTAL</b>	<b>100.00%</b>

Based on Fund valuation as at 31<sup>st</sup> July 2018



**Portfolio Performance**



**Placement**

The Fund raised \$250,000.00 through the issue of 1,046,901 redeemable preference shares at the June 2018 NTA of \$0.2388 per share.

**Allocation of Funds**

