

**COMPANY INFORMATION**

|                     |              |
|---------------------|--------------|
| Last NTA (28-02-19) | \$0.2339     |
| Shares on issue     | 128,979,981  |
| Total Net Assets    | \$30,156,032 |

Precision Opportunities Fund Ltd ("POF") is a boutique investment vehicle that identifies emerging opportunities and undervalued companies listed on the ASX and other recognised exchanges.

The investment focus of POF is predominantly in the small-mid cap sectors which are companies typically capitalised outside the ASX100. The Investment Manager may invest from time to time in unlisted opportunities that have a clear path to market or exit. Through its exposure to the Investment Manager's network and skill-set, POF intends to provide its Shareholders with access to opportunities not generally available to investors using traditional methods of equity investment.

For more information please refer to our website

[www.precisionfm.com.au](http://www.precisionfm.com.au)

For further information:

**Tony Kenny, Executive Director**

E: [tkenny@precisionfm.com.au](mailto:tkenny@precisionfm.com.au)

Ph: 0407 192 758

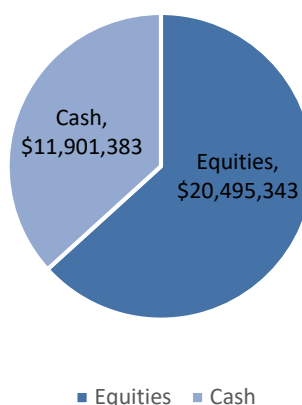
**Tim Weir, Executive Director**

E: [tweir@precisionfm.com.au](mailto:tweir@precisionfm.com.au)

Ph: 0407 089 773

**Net Tangible Assets**

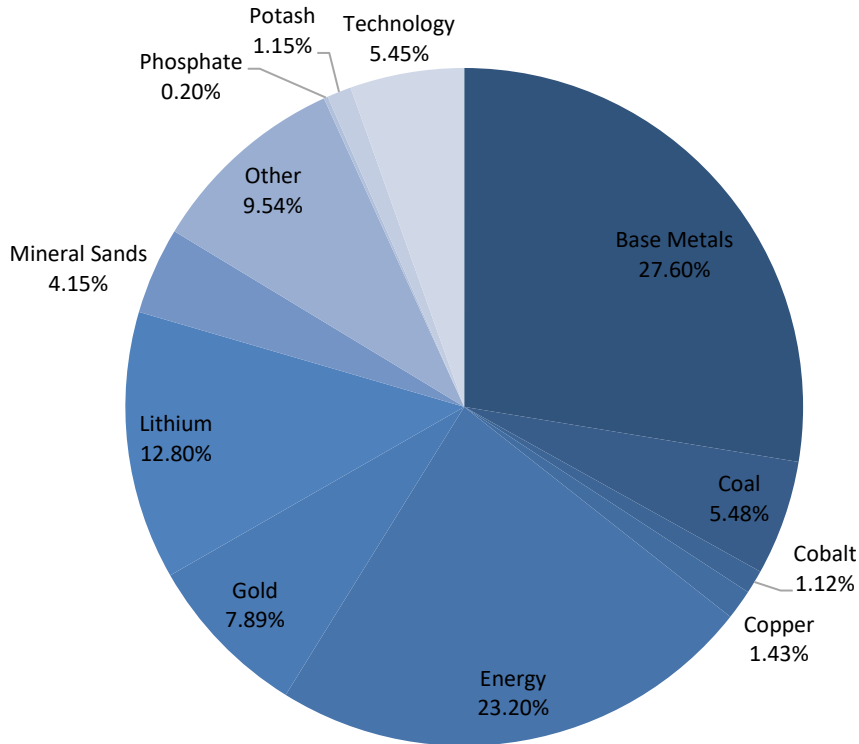
| February 2019 |          |
|---------------|----------|
| NTA per share | \$0.2339 |

**Portfolio Holdings****Portfolio Exposure****Portfolio holdings by top market value**

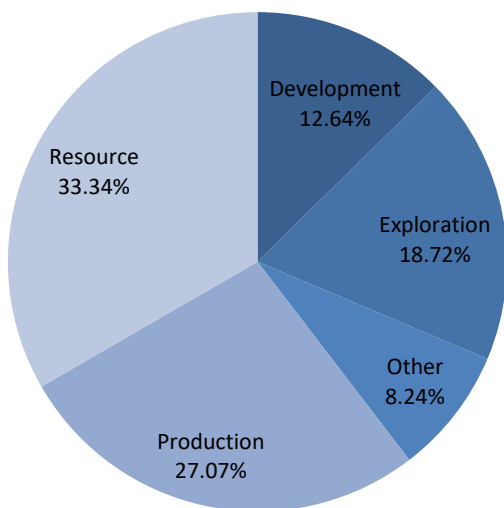
| ASSET                                | % PORTFOLIO    |
|--------------------------------------|----------------|
| VENTUREX RESOURCES LIMITED FPO       | 11.21%         |
| AUSTRALIS OIL & GAS LIMITED FPO      | 7.77%          |
| CARNARVON PETROLEUM LIMITED FPO      | 5.51%          |
| GALAXY RESOURCES LIMITED FPO         | 4.39%          |
| ORECORP LIMITED FPO                  | 3.32%          |
| HISEIS PTY LTD                       | 3.18%          |
| ALLIANCE MINERAL ASSETS LTD CON NOTE | 3.09%          |
| KALBAR RESOURCES LTD                 | 2.62%          |
| NATIONAL AUSTRALIA BANK LIMITED FPO  | 2.33%          |
| ATRUM COAL LIMITED FPO               | 2.12%          |
| TITAN MINERALS LIMITED FPO           | 1.39%          |
| SUNSTONE METALS LTD FPO              | 1.36%          |
| PHYLOGICA LIMITED FPO                | 1.29%          |
| CAPRICORN METALS LTD FPO             | 1.24%          |
| OTHER                                | 12.44%         |
| CASH                                 | 36.74%         |
| <b>TOTAL</b>                         | <b>100.00%</b> |

Based on Fund valuation as at 28<sup>th</sup> February 2019.

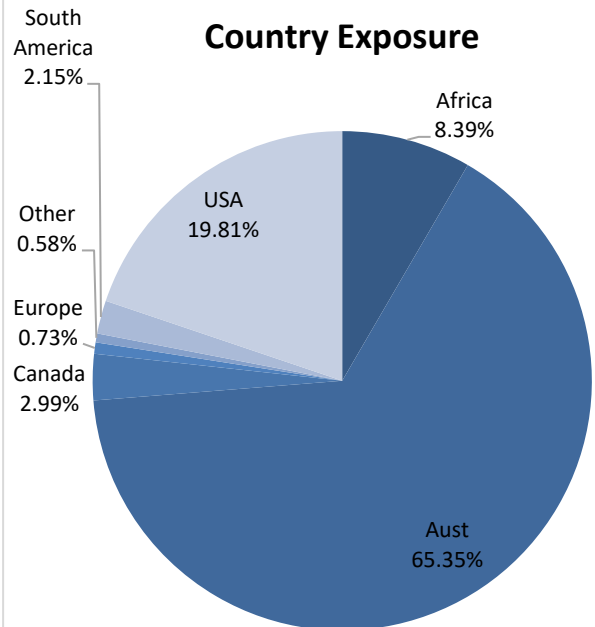
**Commodity Exposure**



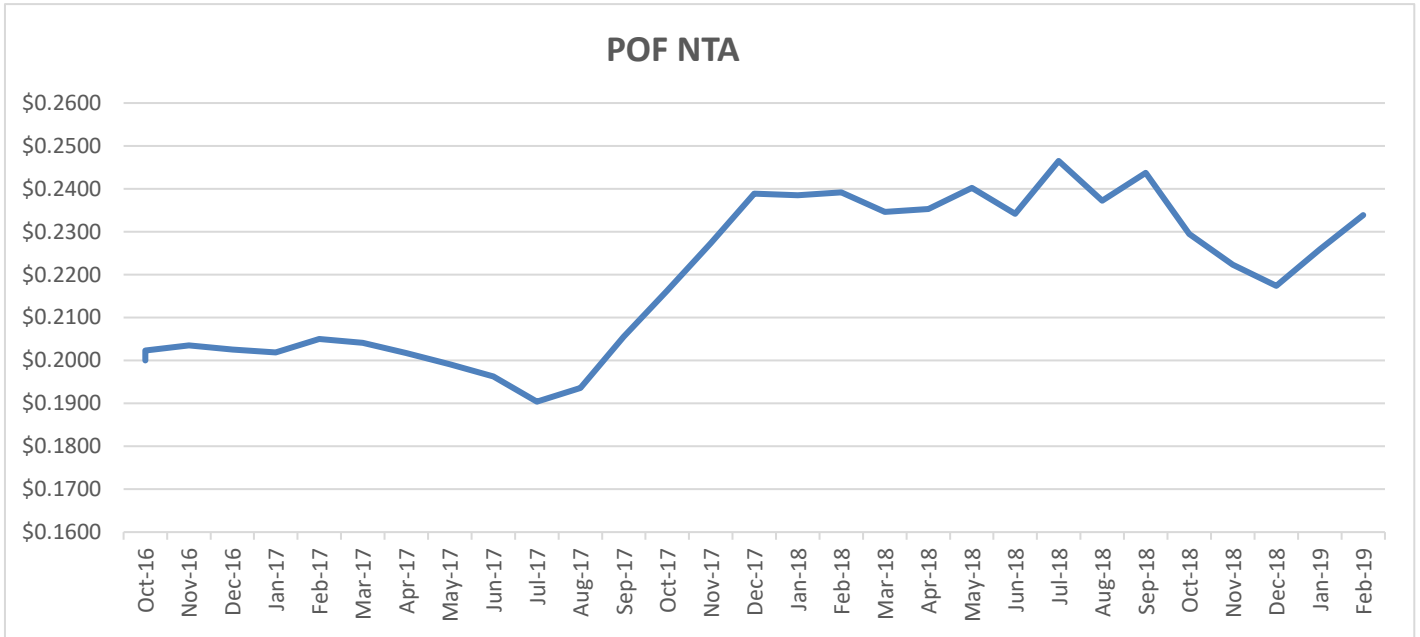
**Status Exposure**



**Country Exposure**



**Portfolio Performance**



**Allocation of Funds**

