

**COMPANY INFORMATION**

|                     |              |
|---------------------|--------------|
| Last NTA (31-12-17) | \$0.2403     |
| Shares on issue     | 123,438,933  |
| Total Net Assets    | \$30,167,462 |

Precision Opportunities Fund Ltd ("POF") is a boutique investment vehicle that identifies emerging opportunities and undervalued companies listed on the ASX and other recognised exchanges.

The investment focus of POF is predominantly in the small-mid cap sectors which are companies typically capitalised outside the ASX100. The Investment Manager may invest from time to time in unlisted opportunities that have a clear path to market or exit. Through its exposure to the Investment Manager's network and skill-set, POF intends to provide its Shareholders with access to opportunities not generally available to investors using traditional methods of equity investment.

For more information please refer to our website

[www.precisionfm.com.au](http://www.precisionfm.com.au)

For further information:

**Tony Kenny, Executive Director**

E: [tkenny@precisionfm.com.au](mailto:tkenny@precisionfm.com.au)

Ph: 0407 192 758

**Tim Weir, Executive Director**


E: [tweir@precisionfm.com.au](mailto:tweir@precisionfm.com.au)

Ph: 0407 089 773

**Net Tangible Assets**

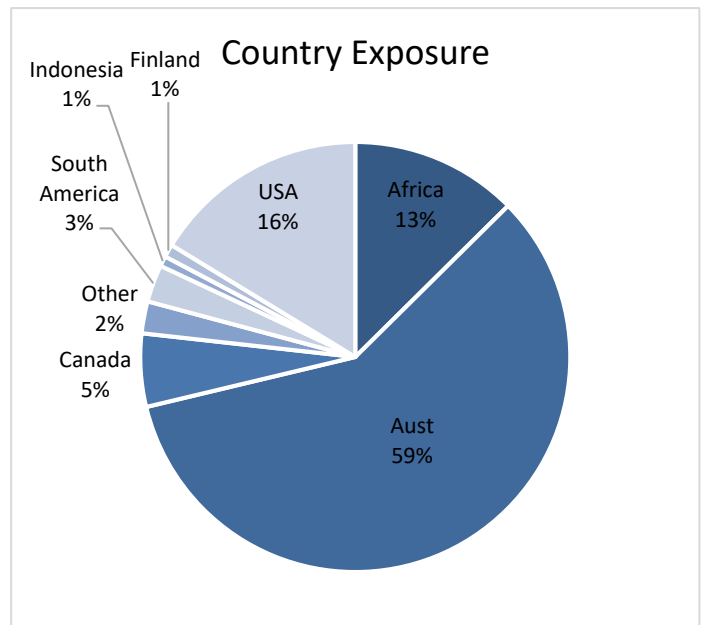
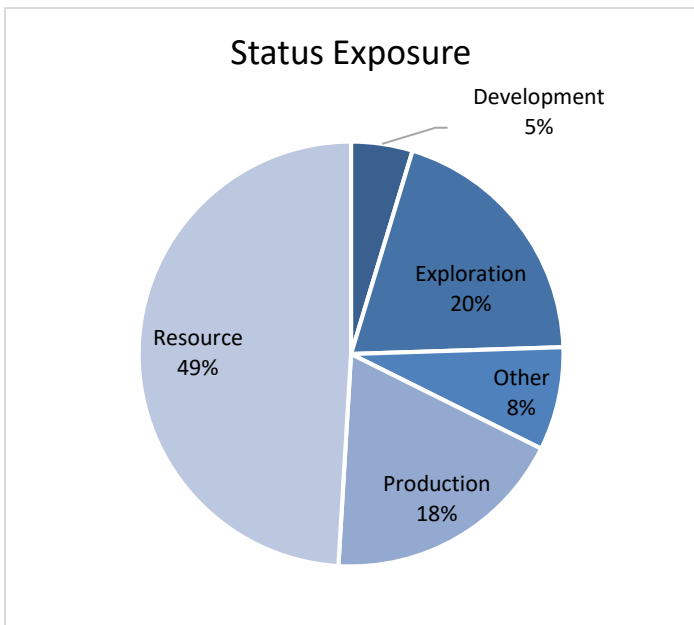
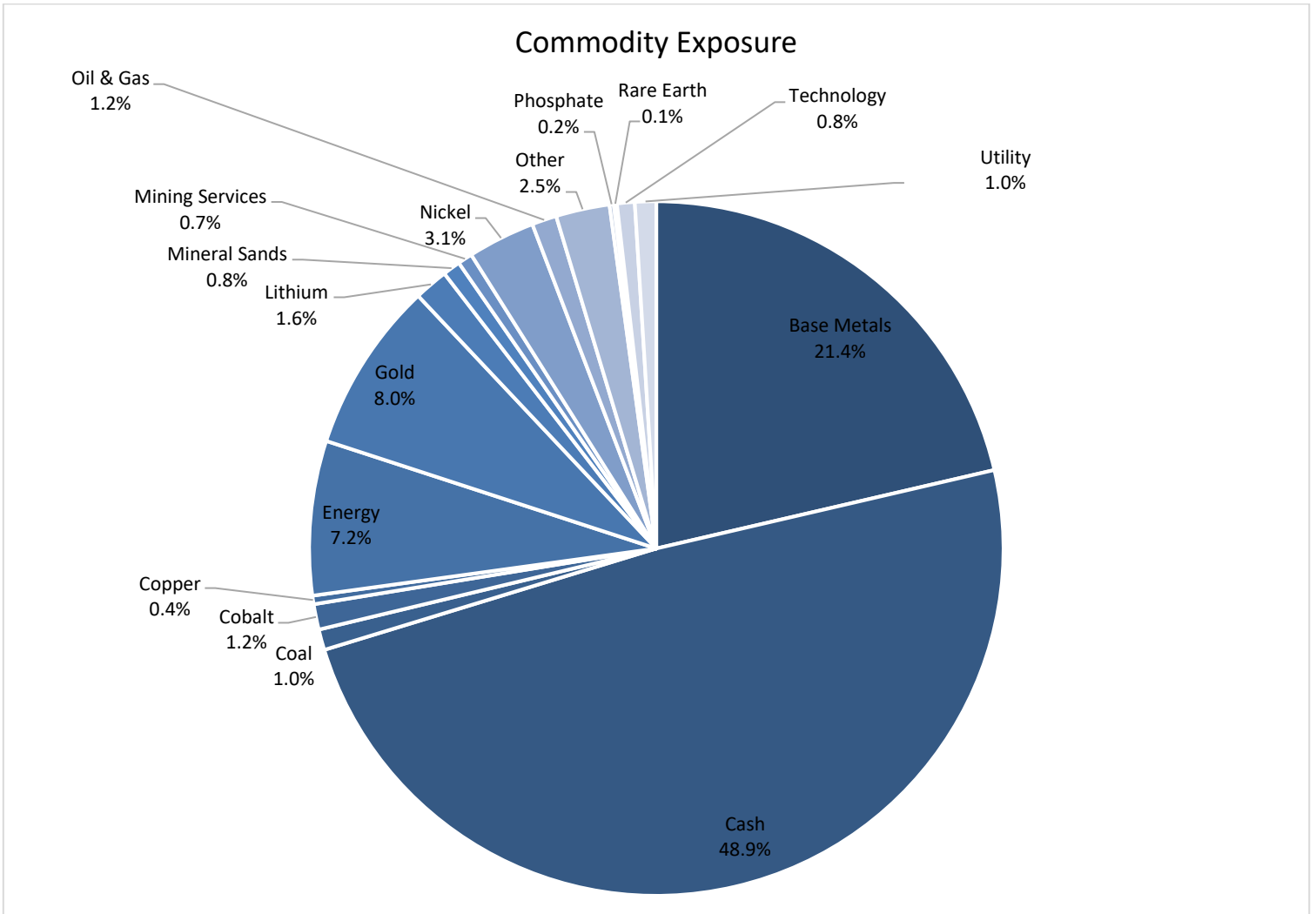
|               | November 2017 | December 2017 |
|---------------|---------------|---------------|
| NTA per share | 22.73c*       | 24.03c        |

\*NTA for November has been updated to reflect post tax position. Going forward all NTA figures represented will be on a post tax basis.

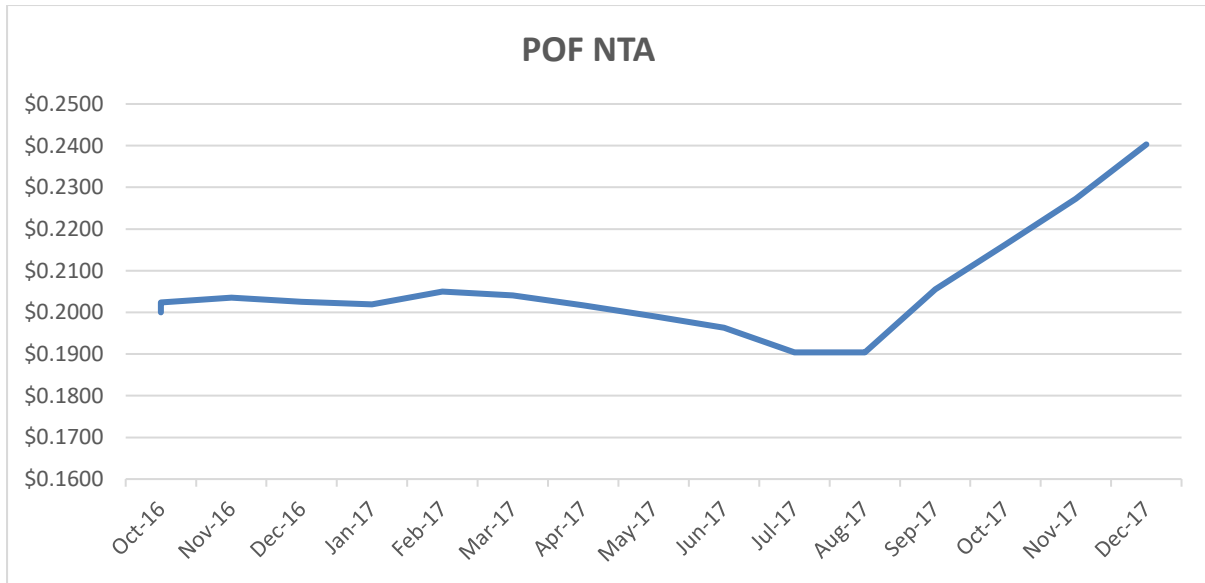
**Portfolio Holdings****Portfolio Exposure****Portfolio holdings by top market value**

|                                 |               |
|---------------------------------|---------------|
| CASH                            | 48.9%         |
| VENTUREX RESOURCES LIMITED FPO  | 12.4%         |
| AUSTRALIS OIL & GAS LIMITED FPO | 5.8%          |
| INDEPENDENCE GROUP NL FPO       | 3.1%          |
| ORECORP LIMITED FPO             | 3.1%          |
| CAPRICORN METALS LTD FPO        | 2.5%          |
| ODIN METALS LIMITED FPO         | 2.2%          |
| TITAN MINERALS LIMITED FPO      | 1.7%          |
| LIONTOWN RESOURCES LIMITED FPO  | 1.5%          |
| SUNSTONE METALS LTD FPO         | 1.3%          |
| ORION MINERALS NL FPO           | 1.2%          |
| TALON PETROLEUM LIMITED FPO     | 1.2%          |
| PEEL MINING LIMITED FPO         | 1.1%          |
| ZENITH ENERGY LIMITED FPO       | 1.0%          |
| CARNARVON PETROLEUM LIMITED FPO | 1.0%          |
| ECHO RESOURCES LIMITED FPO      | 1.0%          |
| OTHER                           | 11.0%         |
| <b>TOTAL</b>                    | <b>100.0%</b> |

Based on Fund valuation as at 31<sup>st</sup> December 2017



**Portfolio Performance**



**Allocation of Funds**

