

COMPANY INFORMATION

Last NTA (30-11-17)	\$0.2307
Shares on issue	123,438,933
Total Net Assets	\$28,598,016

Precision Opportunities Fund Ltd ("POF") is a boutique investment vehicle that identifies emerging opportunities and undervalued companies listed on the ASX and other recognised exchanges.

The investment focus of POF is predominantly in the small-mid cap sectors which are companies typically capitalised outside the ASX100. The Investment Manager may invest from time to time in unlisted opportunities that have a clear path to market or exit. Through its exposure to the Investment Manager's network and skill-set, POF intends to provide its Shareholders with access to opportunities not generally available to investors using traditional methods of equity investment.

For more information please refer to our website

www.precisionfm.com.au

For further information:

Tony Kenny, Executive Director

E: tkenny@precisionfm.com.au

Ph: 0407 192 758

Tim Weir, Executive Director

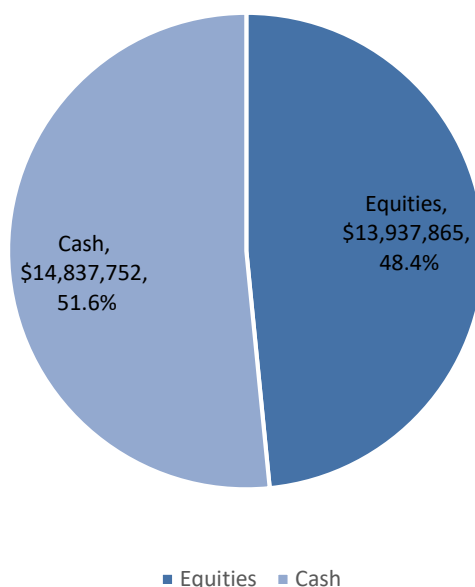
E: tweir@precisionfm.com.au

Ph: 0407 089 773

Net Tangible Assets

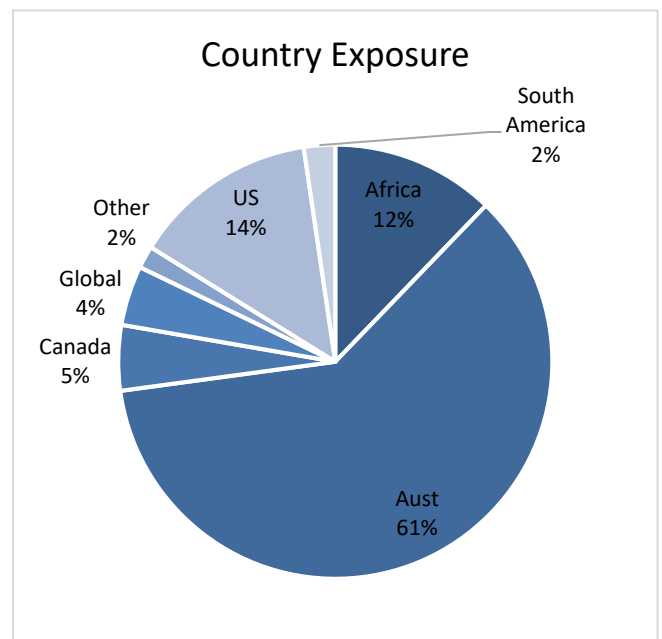
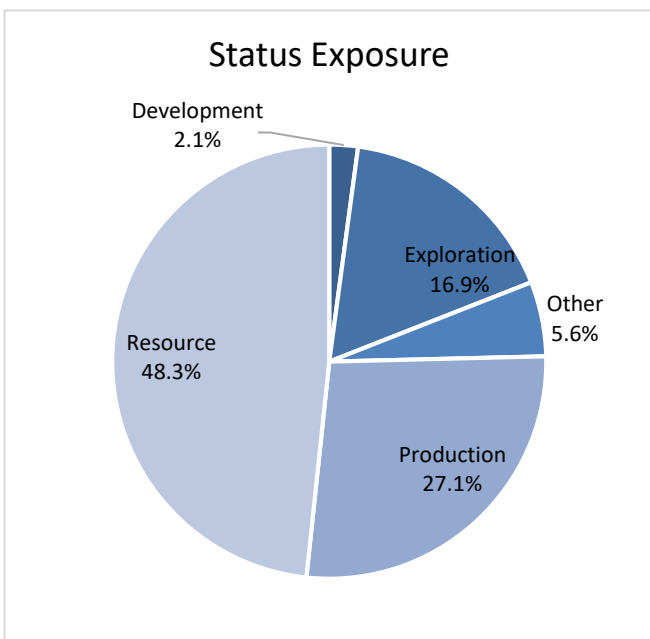
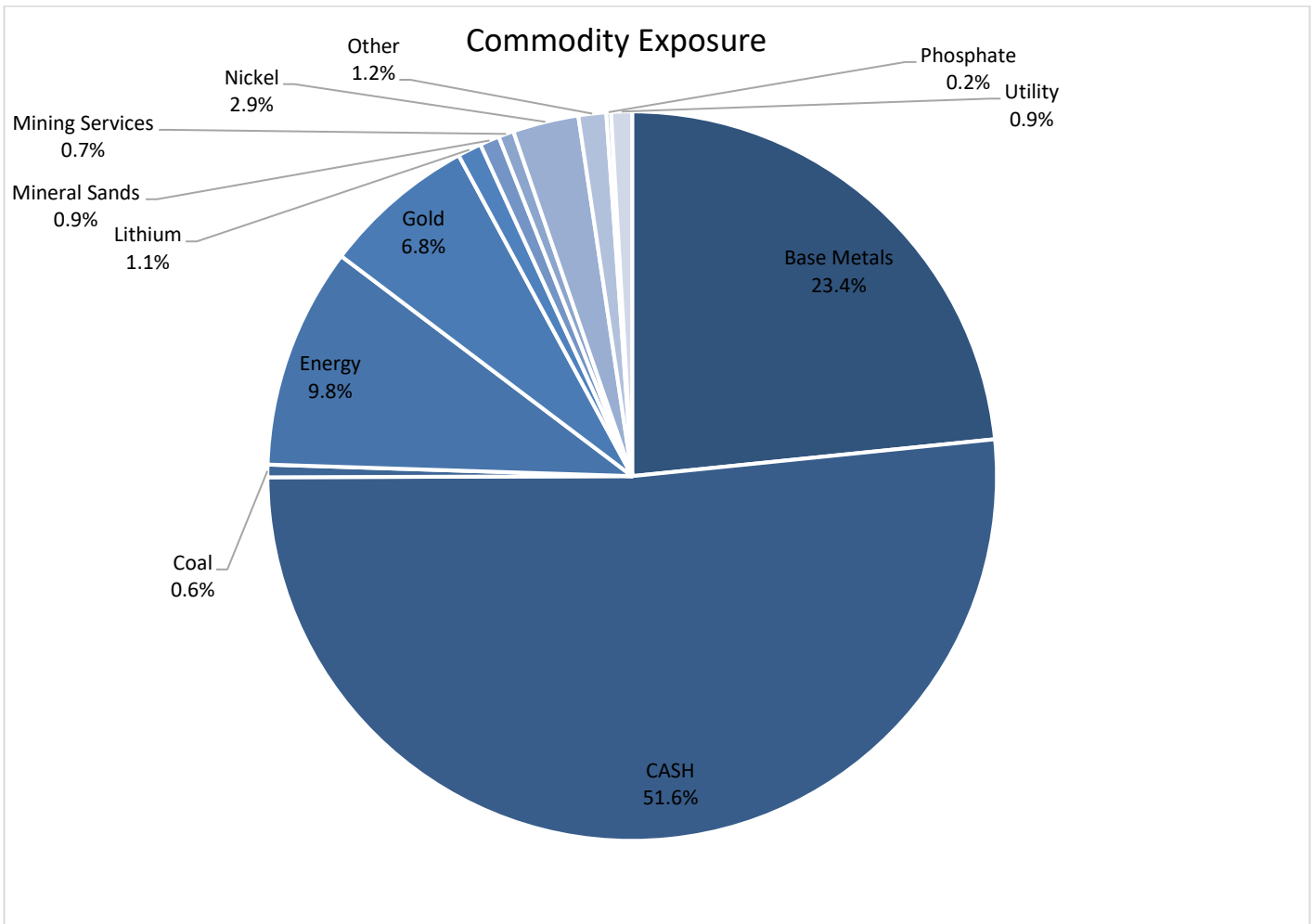
	October 2017	November 2017
NTA per share	21.94c	23.07c

Net tangible assets of the company include allowance for tax assets and liabilities that may arise from both realised and unrealised gains and/or losses.

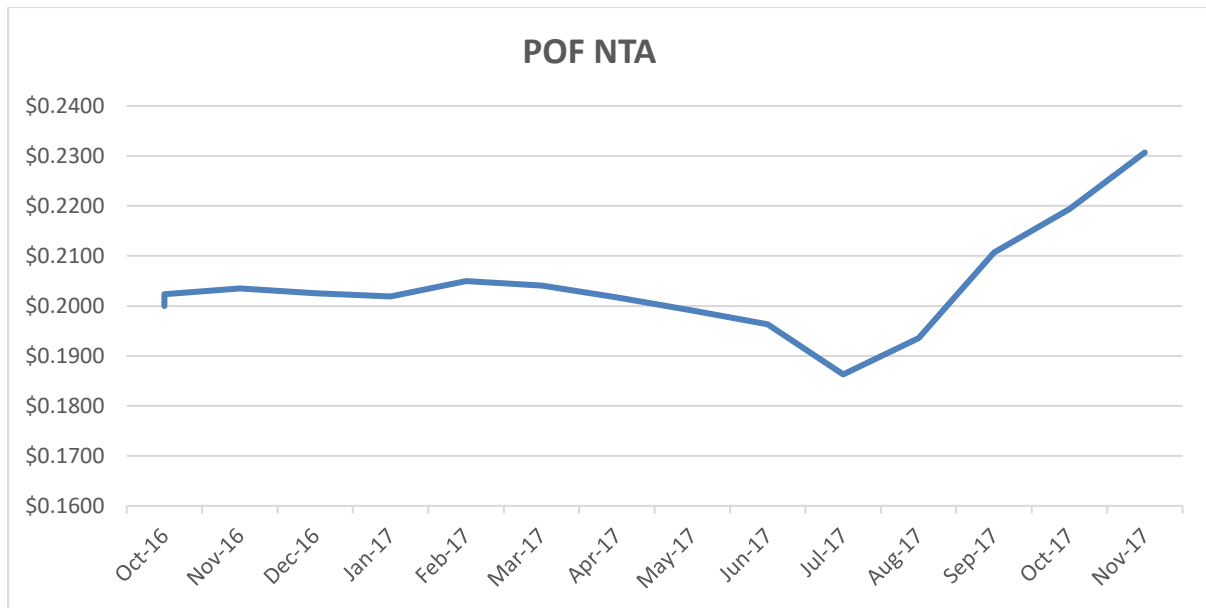
Portfolio Holdings**Portfolio Exposure****Portfolio holdings by top market value**

CASH	51.6%
VENTUREX RESOURCES LIMITED FPO	11.5%
AUSTRALIS OIL & GAS LIMITED FPO	6.1%
INDEPENDENCE GROUP NL FPO	2.9%
CAPRICORN METALS LTD FPO	2.3%
ORECORP LIMITED FPO	2.3%
WOODSIDE PETROLEUM LIMITED FPO	2.2%
TITAN MINERALS LIMITED FPO	1.9%
ODIN METALS LIMITED FPO	1.9%
BHP BILLITON LIMITED FPO	1.9%
ORION MINERALS NL FPO	1.3%
PEEL MINING LIMITED FPO	1.2%
CARNARVON PETROLEUM LIMITED FPO	1.1%
SUNSTONE METALS LTD FPO	1.0%
OTHER	10.7%
TOTAL	100.0%

Based on Fund valuation as at 30th November 2017



Portfolio Performance



Allocation of Funds

